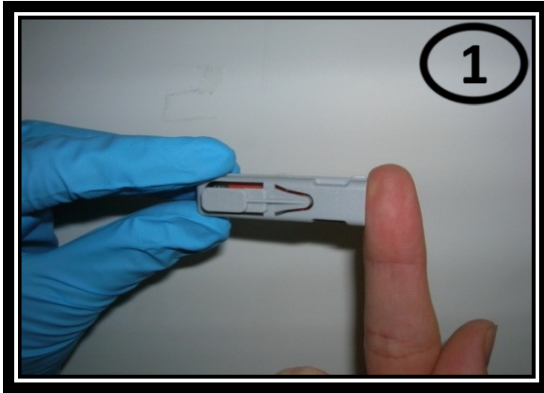
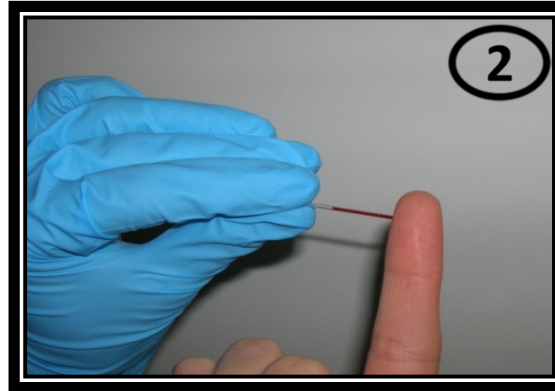


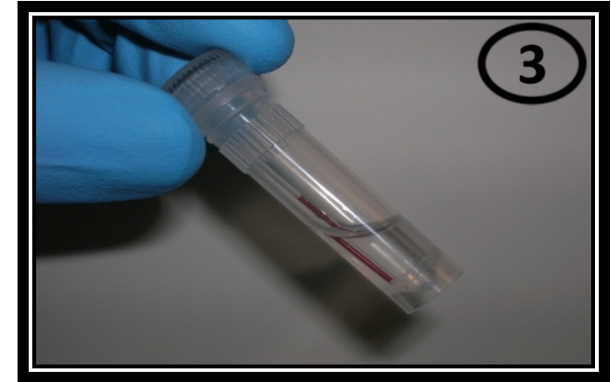
# User's Guide



Press the automatic lancet with the round opening firmly pressed against the cleaned fingertip, activate it with the button.



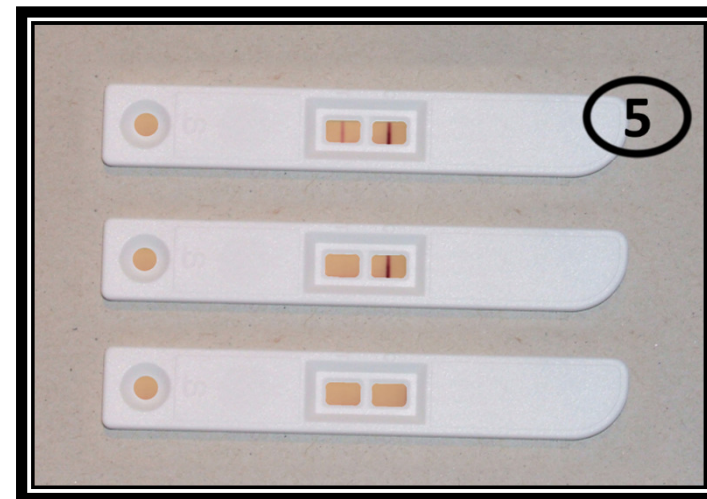
Hold the capillary tube horizontally in the blood drop until it is completely filled



Place filled capillary tube in the bigger tube. Shake well until the blood from the capillary tube is completely mixed with the buffer.



Hold the pipette containing the diluted blood sample vertically over the round application field and drop 3 drops onto it. After applying the drops, do not touch or move the card test for two minutes.



Wait for 5 minutes.

2 red strips, the test is: Positive  
1 red strip, the test is Negative  
No strip: IgA deficiency